



Self-Guided Safari Packet

PreK-2nd Grade, Revised July 2011

On behalf of the entire staff at the Alaska Zoo, we would like to personally thank you for recently booking a Self-Guided Safari to our facility. We have been working hard to expand and improve your experience here at the park, and we appreciate your support.

This Self-Guided Safari packet contains information you will find useful while planning your visit. It includes a park map, field trip guidelines, a teacher flyer and activities for the students. In an effort to seamlessly tie your field trip into your curriculum, we have also developed new educational worksheets. In the case of very young children who are unable to read, these worksheets are designed to be just as effective when read aloud.

Please print and fill out the admissions form you received in your confirmation email prior to your arrival at the zoo, and remember that ***education prices are group rates***. They only apply to groups arriving together with one form of payment. ***Individual members arriving or paying separately may be asked to pay full admission price***. Current zoo pass holders are not required to pay general admission for the Self-Guided Safari, but pass numbers are necessary during check-in, so please collect this information beforehand. In order to qualify for our group education rates, payments must be processed as one lump sum. To make the admissions process run smoothly and avoid congestion at the zoo entrance, please ***keep all students together on the bus until check-in is complete by the teacher or chaperone***.

We highly recommend you arriving 15 minutes prior to your schedule time to ensure adequate check-in time. We often have several bookings schedule throughout the day, so your promptness is appreciated. Please call our Education Office at 907-346-2858 if you will be late or need to cancel.

Please organize your group in advance. ***The proper ratio for students under 12 is 1 adult for every 5 students. Students over 12 must have 1 adult for every 10 students***. Chaperones must stay with children to prevent disruptive behavior, and we reserve the right to refuse admittance to groups that are out of ratio.

We are continuing to create many new resources for you, so please check back often for updates. Please visit our website at www.alaskazoo.org to learn more about what the zoo has to offer. We always welcome feedback!

Once again, thank you for your Self-Guided Safari reservation. We look forward to your visit!

Sincerely,

Katie Larson
Education Director
klarson@alaskazoo.org

Marla Wales
Outreach Coordinator
outreach@alaskazoo.org

Stephanie Hartman
Camp Coordinator
shartman@alaskazoo.org

FIELD TRIP GUIDELINES: HELP US PROVIDE A PEACEFUL HOME FOR OUR ANIMALS!

The zoo is a great place to visit and is also home to many orphaned and injured animals who cannot be released back to the wild. Visitors of all ages should behave in a respectful manner while visiting the home of our animals.



No running!
Why?

You may get hurt if you fall! Our trails are uneven, so walking is the safest way to see the zoo. You also never know when we will be walking animals on trails.



No feeding!
Why?

We feed our animals healthy food daily. Human food can make animals sick. If we do not know what they have eaten, we cannot help them. Our animals may bite at any time.



No climbing!
Why?

The trail fences are for protection of both humans and animals. No person of any age (except zoo staff) should go over or reach across fences. Fences may break.



No yelling!
Why?

Kids like to “hoot” or “growl” at the animals. This behavior is not nice to animals and will not result in the animal making noises. Many animals have sensitive hearing.



No throwing!
Why?

Kids like to throw rocks or snow at the animals. This is cruel behavior toward animals, and adults need to stop this at all times.

Zoo staff and volunteers reserve the right to ask any individual or group to leave zoo property if the above rules are not obeyed. Please join us in keeping a peaceful and respectful home for our animals while teaching kids to respect animals. The animals depend on all of us for their care!

FREQUENTLY ASKED QUESTIONS (FAQ'S) ABOUT THE ZOO

Q: How should I pay for my field trip?

A: We accept cash, checks, VISA or Mastercard. In order to qualify for a group rate, payment must be made in a single transaction.

Q: Are there any spots at the zoo where my students may eat lunch?

A: We have many eating areas available for groups.

Our covered picnic pavilion seats up to 60 students. It is available on a first-come, first-served basis.

Our indoor greenhouse and classroom are available by reservation during winter months. Each seats up to 50 students. Call 907-346-2858 for more information.

Food purchased in the zoo's Coffee Shop may be eaten on the deck or inside the coffee shop, although space is limited.

Q: Where do we get our animals?

A: The majority of our animals were rescued from the wild after being orphaned or suffering injuries. The rest were born in human care, whether at our zoo or at other facilities.

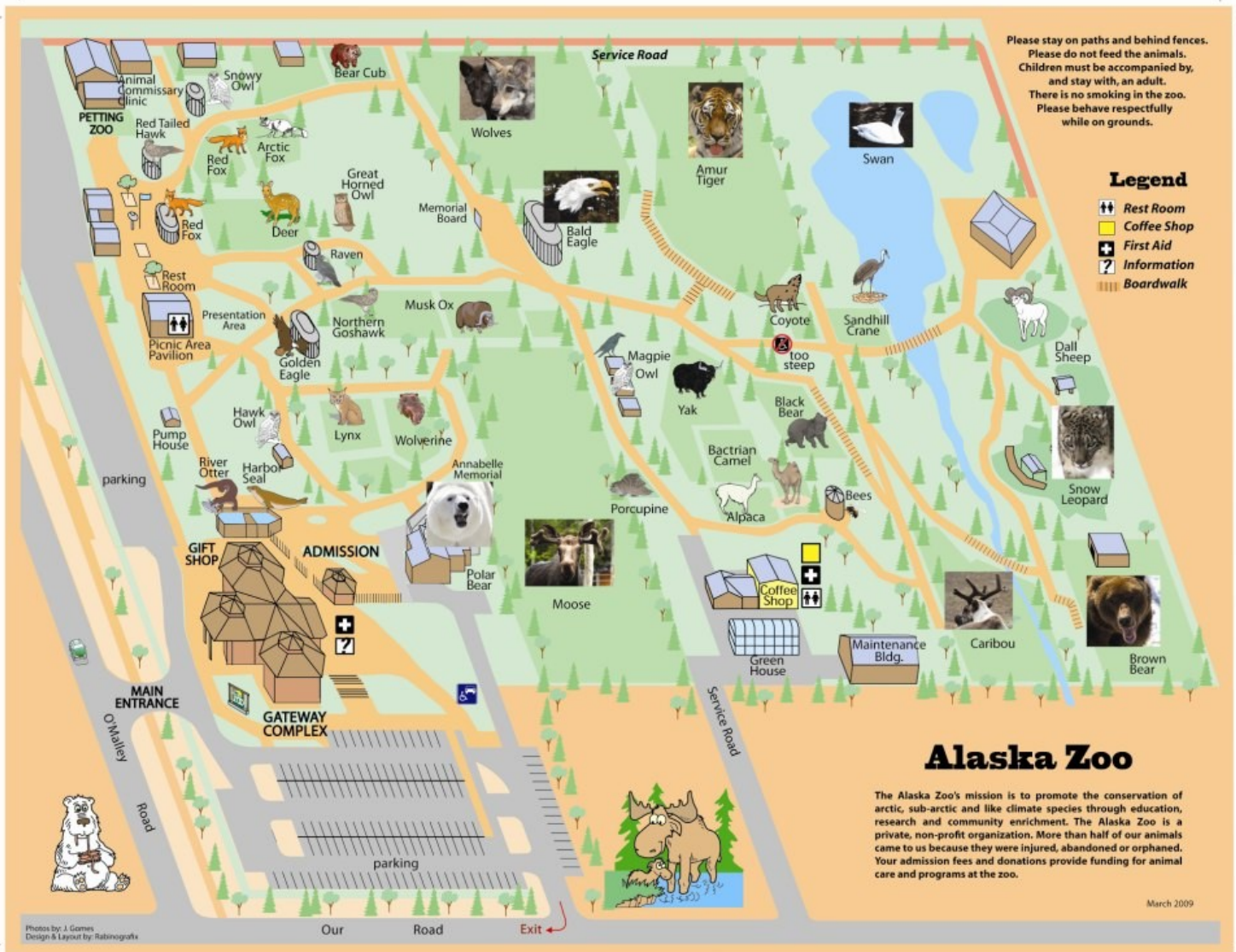
Q: Where do we get our operating funds?

A: We are a private, non-profit facility. We rely on revenue from visitors, donations and grants.

Q: When is the petting zoo open?

A: It is only open when we have volunteers to staff it. We cannot leave it open unattended due to safety concerns for both visitors and animals. It is open daily during summer months and on special event days. We may also be able to open it for special education programs.

ZOO MAP



REMINDERS:

- **Things to bring with you:**
 - One form of payment for your group (parents should pay you or the school in advance).
 - A completed admissions form
 - Annual pass information: You must either bring the actual passes with you OR a list of pass information consisting of last name and pass numbers of annual pass holders. Groups without passes or requested pass information will not be able to use them toward entry.
- Admissions staff may ask unorganized groups to step out of line.
- Keep children on bus and clear of admissions until payment has been made.
- Please help us make admission easy and quick for everyone!

R.E.S.P.E.C.T. our animals. No running, feeding animals, climbing, yelling (hooting, growling, etc.), or throwing items. Non-compliant groups will be escorted off grounds.



Alaska Zoo's EdZOOcation



Step out of your classroom and into ours!

Off season discount: Visit the zoo on a scheduled field trip from August 16, 2011 to March 31, 2012 and receive ONE FREE student admission for every 10 paying students. This promotion excludes Create-a-Camps. Field trip prices include general admission.



SELF-GUIDED SAFARI

For students of all ages! Bring your group for a self-guided walk through the zoo. Educational packets are emailed after every booking which include animal information, worksheets, admission forms and more! To schedule, all ASD teachers must submit a Community Resources Request form via mail or fax to Community Resources. All other educators, contact Marva Stevens at ASD Community Resources, (907) 742-4147, to schedule!
Cost: \$6/student (age 3-17) and \$9/adult (age 18+)

FIELD TRIPS TO THE ZOO!

HANDS-ON ANIMAL DETECTIVES

For students 5th grade & younger! Schedule a 45-minute session with zoo staff and items from our hands-on collection, including furs and more! Then visit an animal behind-the-scenes with staff!
Cost: \$8/student, \$9/adult

CRITTER TALES

For students 1st grade and younger. During this 30-minute program, students listen to an animal picture book and then visit up close with the book's star.
Cost: \$8/student, \$9/adult

ZOO SCHOOL

For students 3rd grade and older. This is a 1.5 hour program which includes a GLE-aligned presentation on a topic of your choice, followed by an animal encounter. Topics include Polar Bears & Climate Change, Wild About Wolves, Alaskan Owl Antics and more! Exciting new topics include Zoo Clue and Toys for Animals!
Cost: \$9/student, \$9/adult

GUIDED ENCOUNTER

For students 3rd grade and over. Take a 1.5 hour guided tour to see as many zoo animals as possible, including one behind-the-scenes stop at our polar bear habitat.
Cost: \$9/student, \$9/adult

DISCOVERY TOUR

For students 3rd grade and over. This tour is similar to our Guided Encounter, but is 2 hours in length and includes 3 behind-the-scenes stops at polar bear, wolves and tigers!
Cost: \$10/student, \$9/adult

Note for field trips: There is a ratio of 1 adult for every 5 students under the age of 12 and 1 adult to for every 10 students over 12.



BRING THE ZOO TO YOU!

ANIMAL AMBASSADOR OUTREACH

Schedule an animal and handler to visit your classroom and receive a 30-45 minute presentation on an animal of your choice! Ambassador animals include great horned owl, red fox, porcupine and more (subject to change).
Cost: \$80/classroom (Anchorage, Eagle River, Chugiak) and \$110/classroom (Girdwood and Mat-Su)

HANDS-ON ANIMAL DETECTIVES

We will bring in items from our hands-on collection to your classroom including furs, feather, horns and more!
Cost: \$50/classroom (Anchorage, Eagle River and Chugiak) and \$80/classroom (Girdwood and Mat-Su)

GUEST SPEAKING

Many of our zoo school programs can be presented in your classroom if you are unable to visit the zoo.
Cost: \$50/classroom (Anchorage, Eagle River, Chugiak) and \$80/classroom (Girdwood and Mat-Su)

Note for all outreach: Classes combined in one room will be considered one classroom fee. Multiple classrooms with separate presentations will be charged separately.


Please contact the zoo's Outreach Coordinator Marla Wales at outreach@alaskazoo.org or (907) 346-2858 for more information or to schedule a program!

CREATE-A-CAMP

This is a full- or half-day camp for all ages on a topic of your choice! Includes behind-the-scenes visits, snack and crafts!
Cost: \$20/half-day student, \$40/full-day student, \$9/adult

To schedule a Create-a-Camp, contact Camp Coordinator Stephanie Hartman at slhartman@alaskazoo.org or (907) 346-2858!

Visit the zoo's website at www.alaskazoo.org for more teacher resources!



WHAT I KNOW ABOUT ANIMALS AT THE ALASKA ZOO!



1. T/F: Ravens are scavengers because they like to eat garbage.
2. T/F: A carnivore is an animal that only eats only plants, such as the North American porcupine.
3. T/F: Moose often hunt wolf packs.
4. T/F: Dall sheep live in forests.
5. T/F: Foxes have long bushy tails to help keep them warm.
6. T/F: Amur tigers all have the same pattern of stripes.
7. T/F: Great horned owls prey on porcupines.
8. T/F: Polar bears live on sea ice.
9. T/F: Both male and female musk oxen have horns.
10. T/F: Polar bears have blubber instead of fat.
11. T/F: Wolves are smaller than coyotes.
12. T/F: Porcupines can shoot their quills.
13. T/F: Snow leopards use their long tails for balance when climbing.

WHAT I KNOW ABOUT ANIMALS AT THE ALASKA ZOO!




ANSWERS

1. **T/F:** Ravens are scavengers because they like to eat garbage.
2. **T/F:** A carnivore is an animal that only eats only plants, such as the North American porcupine. **A carnivore is an animal that eats only meat, such as a polar bear.**
3. **T/F:** Moose often hunt wolf packs. **Wolf packs often hunt moose.**
4. **T/F:** Dall sheep live in forests. **Dall sheep live on alpine mountains.**
5. **T/F:** Foxes have long bushy tails to help keep them warm.
6. **T/F:** Amur tigers all have the same pattern of stripes. **Stripes are like fingerprint, every Amur tiger is different.**
7. **T/F:** Great horned owls prey on porcupines.
8. **T/F:** Polar bears live on sea ice.
9. **T/F:** Both male and female musk oxen have horns.
10. **T/F:** Polar bears have blubber instead of fat. **They have lots of fat!**
11. **T/F:** Wolves are smaller than coyotes. **Wolves are larger than coyotes.**
12. **T/F:** Porcupines can shoot their quills. **Porcupine cannot shoot their quills, you must touch them to get "quilled".**
13. **T/F:** Snow leopards use their long tails for balance when climbing.

MY TRIP TO THE ALASKA ZOO!

1. I went on a field trip to the Alaska Zoo today, where I saw _____, _____, _____ and many more animals!
1. My favorite animal at the zoo is _____.
3. The biggest animal I saw was the _____.
4. The smallest animal was the _____.
5. The scariest animal I saw was the _____.
6. The cutest animal I saw was the _____.
7. If I could be one animal I saw today, I would be the _____ because _____
_____.
8. I would NOT be a _____ because _____
_____.
9. One new thing I learned about animals today is _____
_____.
10. One thing I already knew about the animals I saw at the zoo today is _____
_____.
11. I think I would like to learn more about _____ because _____
_____.
12. My very favorite part of my day at the Alaska Zoo was _____
_____.



Photos by John Gomes